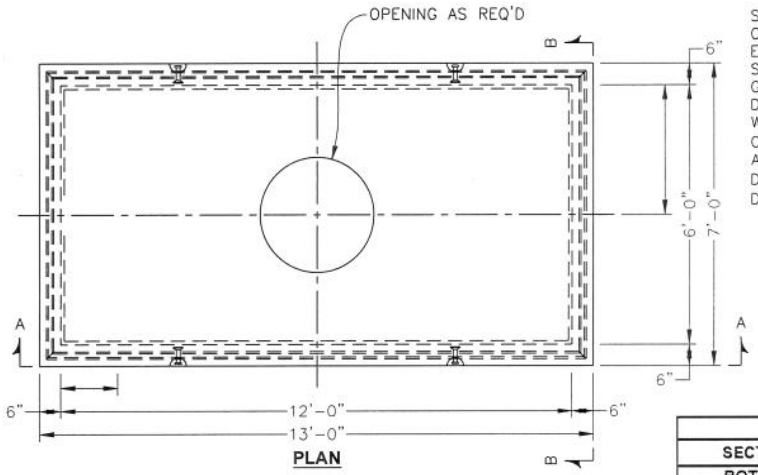

PLAN

SPECIFICATIONS:
CONCRETE: 5,000 P.S.I. @ 28 DAYS.
ENTRAINED AIR: 5% – 9%.
STEEL: A.S.T.M. A496–A615
GRADE 60–60 KSI.
DESIGN LOADING: A.A.S.H.T.O. HS–20 WITH EQUIVALENT VERTICAL SOIL PRESSURE OF 130 (PCF). FLOTATION FORCES NOT ACCOUNTED FOR.
DESIGN FILL: 0 TO 3'–0"
DEPTH OF WATER TABLE: 3'–0"

TABLE OF UNITS - LAYOUT #4			
SECTION	QTY	VOL (yd^3)	WT (lbs.)
BOTTOM	1	4.998	21,989.07
TOP	1	5.236	23,038.40

PIECE WT.= CONC. + 10% FACTOR OF SAFETY.
WEIGHTS ARE APPROX. NO STEEL FACTORED IN.

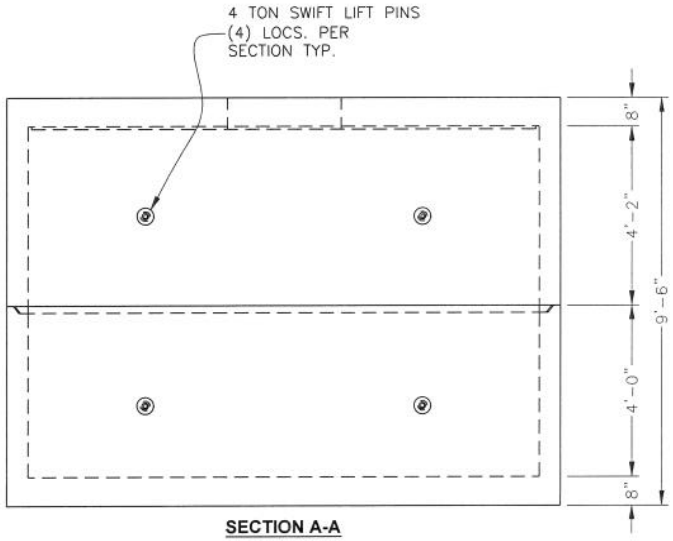

SECTION A-A

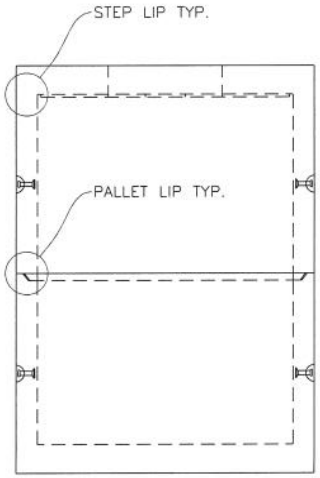

SECTION B-B

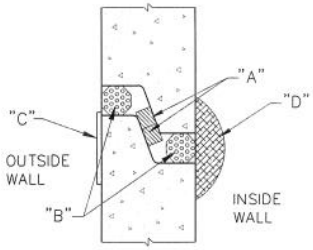

TYP. JOINT SECTION

GENERAL NOTES:
"A" – JOINT SEALANT BY K.C.P.
"B" – WATERPLUG BY G.C.
"C" – 6" BUTYL WRAP WITH BACKING. INSTALLATION BY G.C.
"D" – TAR BY G.C.

"A", "B" & "C" AVAILABLE THROUGH KISTNER CONCRETE. PURCHASED & INSTALLED BY CONTRACTOR.

JOINT DETAILS FOR WATERTIGHT INSTALLATION.

NOTE: NON–POTABLE INSTALLATIONS ONLY.

ABOVE INFORMATION IS SUPPLIED FOR CONTRACTOR KNOWLEDGE. CONTRACTOR IS RESPONSIBLE FOR PROPER APPLICATION AND ULTIMATE WATERTIGHT INSTALLATION OF STRUCTURE.

"A" JOINT SEALANT
"BUTYL RUBBER"
MEETS FEDERAL SPECIFICATION #SS–S–00210 (210–A)
AASHTO M–198
SERVICE TEMP: –65° TO +200°F

PROCEDURE:
1) INSTALL STRUCTURE BOTTOM SECTION.
2) LOCATE 1" SQ. BUTYL JOINT SEALANT "A" PER DETAIL.
3) INSTALL NEXT STRUCTURE SECTION.
4) WATERPLUG "B" INTERIOR & EXTERIOR, ALL GAPS.
5) APPLY BUTYL WRAP "C"

REV. NO.	DATE	DESCRIPTION

PREPARED FOR: ACCT #

JOB ID:

DATE 10/14/11 | SHEET TITLE: PLAN & PROFILE SHEET LAYOUT #4 | DRAWN BY: MAK | CHK'D BY: MJK

SCALE: . | PROJECT: 6'-0" X 12'-0" STRUCTURE

NYSDOT CAD NO. | SHT. NO. 02

KISTNER PROJECT NO. XXKCPXXX | KISTNER DRG. NO. 6X12GWKBK-02

NYSDOT

☐ Approved
☐ Approved As Noted

By: DATE

FOR: DIRECTOR MATERIALS BUREAU
DRAWING VERIFIED IN METRIC UNITS ONLY

KISTNER CONCRETE PRODUCTS, INC.
5550 HINMAN ROAD
LOCKPORT, NEW YORK 14094
PHONE 716-434-6157

PROPRIETARY INFORMATION
ALL RIGHTS OF KISTNER CONCRETE PRODUCTS, INC.